

THREAD SIZES


6-32




8-32




1/4-27




**1/8 LP
1/8-27 N.P.S.M.**



**1/4 LP.
1/4-18 N.P.S.M.**



**3/8 LP.
3/8-18 N.P.S.M.**



APPROXIMATE
DIAMETER
IS 1/8"

APPROXIMATE
DIAMETER
IS 5/32"

APPROXIMATE
DIAMETER
IS 1/4"

APPROXIMATE
DIAMETER
IS 3/8"

APPROXIMATE
DIAMETER
IS 1/2"

APPROXIMATE
DIAMETER
IS 5/8"

USED FOR:

USED FOR:

USED FOR:

USED FOR:

USED FOR:

USED FOR:

SOCKET
THREADS
&
SWITCH PLATES

LANTERN
ASSEMBLIES
HOLDER SCREWS
CROSS BARS
&
CANOPY LOCK-UPS

SHADE RISERS
AND FINIALS

MOST COMMONLY
USED THREADS
FOR TABLE LAMPS
&
LAMP SOCKETS

RESIDENTIAL
CEILING FIXTURES
AND FLOOR LAMPS

COMMERCIAL
CEILING FIXTURES
AND FLOOR LAMPS